

# Decatur County, IN

## PROFILE

### Total Population

Source: U.S. Census Bureau

**2000**

24,555

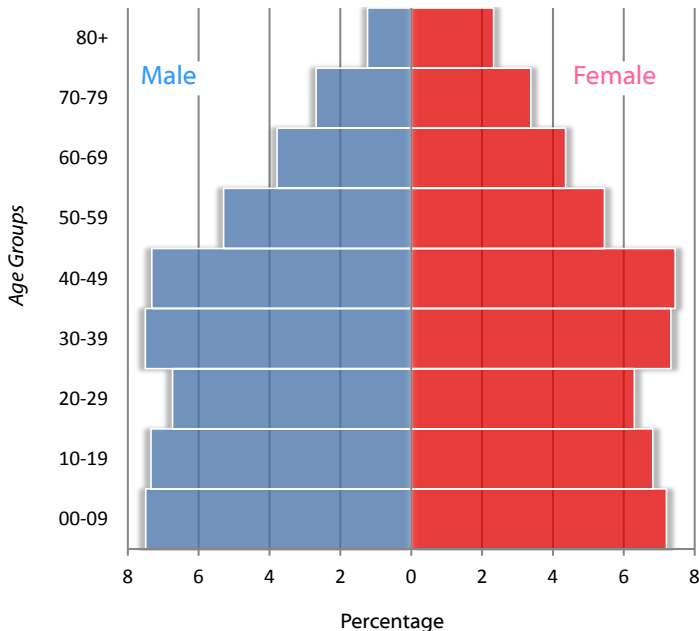
**2010**

25,740

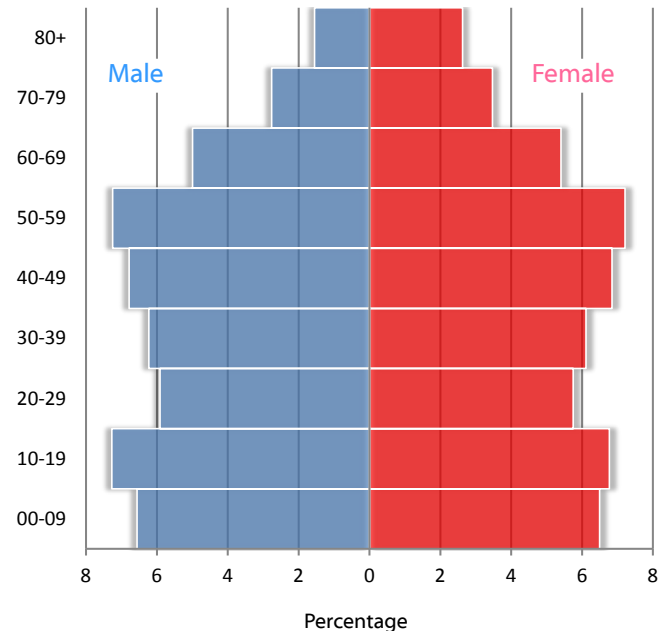
**2020**

26,594

2000 POPULATION PYRAMID



2012 POPULATION PYRAMID



Source: U.S. Census Bureau

### Components of Population Change 2000-2012

TOTAL Change	889
Natural Increase	1,373
International	355
Domestic	-692

Source: U.S. Census Bureau, Population Estimates;  
Pop. Change includes residual

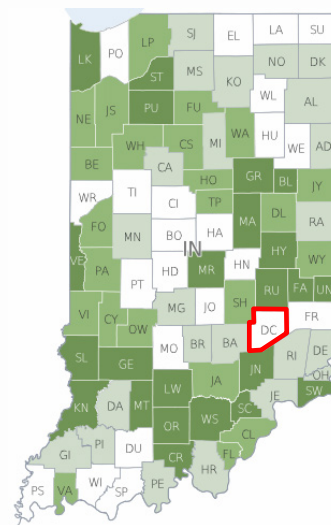
Income & Poverty	2000	2011
Median Household Income	\$42,495	\$44,574
Poverty Rate (Individuals)	8.1	14.5

Source: Small Area Income and Poverty Estimates

Race/Ethnicity	2000	2012
White, Non-Hispanic	98.1	95.9
Black, Non-Hispanic	0.1	0.4
Other	1.3	1.9
Hispanic	0.6	1.7

Source: U.S. Census Bureau

### MORTALITY (Length of Life)



### MORBIDITY (How Healthy People Feel)



#### County Health Rankings

Highest
  Second Highest
  Second Lowest
  Lowest
  Not Ranked

Source: University of Wisconsin Population Health Institute

## EDUCATIONAL ATTAINMENT

Educational Attainment	2000	2011
Less than High School	20.9	15.2
High School	47.5	47.2
Some College	20.1	23.9
Bachelor's or More	11.5	13.8

Source: EMSI 2012.4

## PUBLIC HEALTH

### Life Expectancy, 2010

Gender	County	State average
Male, years	74.4	74.7
Female, years	80.0	79.6

### Sufficient Physical Activity, 2011

Gender	County	State average
Male, %	48.2	52.5
Female, %	48.3	47.6

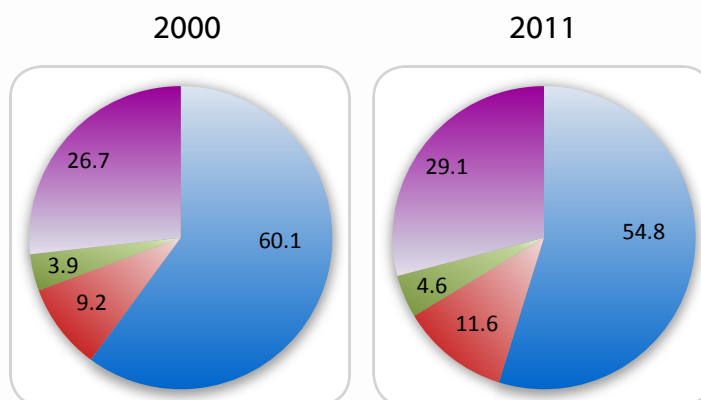
### Obesity prevalence, 2011

Gender	County	State average
Male, %	39.2	36.3
Female, %	35.8	39.5

Source: Institute for Health Metrics and Evaluation, University of Washington

## HOUSEHOLD TYPE

### All Households



■ Married  
■ Single Female Headed  
■ Single Male Headed  
■ Non-Family

Occupied Housing Units	2000	2011
Owner-Occupied	73.2	69.3
Renter-Occupied	26.8	30.7

Households	2000	2011
TOTAL Number	9,389	9,992
Avg. Persons	2.58	2.54

Source: U.S. Census Bureau